



REVERSE SCAVENGER HUNT

Objective

Be a Recycling Superstar and know what is and is not recyclable.

What you will need

- 1 The list of what is and is not recyclable in your program.
- 2 Slips of paper with names of things that come in recyclable packages and things that are not recyclable items.
For example:

• bottled water	• magazine	• toy
• milk	• scrap paper	• shirt
• soup	• shipping box	• basket
• cereal	• shampoo	• book
• chips	• dish detergent	• battery
• snack bar	• laundry detergent	• cell phone or tablet
• soda	• paper towels	
• juice	• laundry detergent	
- 3 Make a master list of yes/no items. Create and fold slips with names of items and drop them into a bowl.
- 4 OPTION: Use a tablet to share the house diagram on the following page, print a diagram and complete the exercise on paper, or go around your house together. Up your game and write clues for each item.

To protect the planet
and keep it clean,
we must search the house
for items seen and unseen.

Where will you find it?
Where should it go?
When you finish this challenge,
you will certainly know!



**Everything we buy and bring into
our home must someday go
somewhere else. Where should it go?**

Ask your superstar(s) to tell you what they know about recycling. Can they list some things that do and don't belong in recycling?

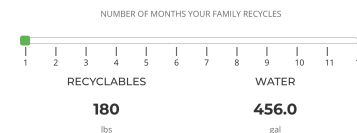
**With your master list ready, have each player reach
into the bowl and pull a slip and read the clue.**

**Either have players bring you the item or mark on the
house diagram where that item might be when it is
either empty, outgrown or ready to pass on.**

Discuss what path the item should take.

REMEMBER Recyclables must be EMPTY and DRY.

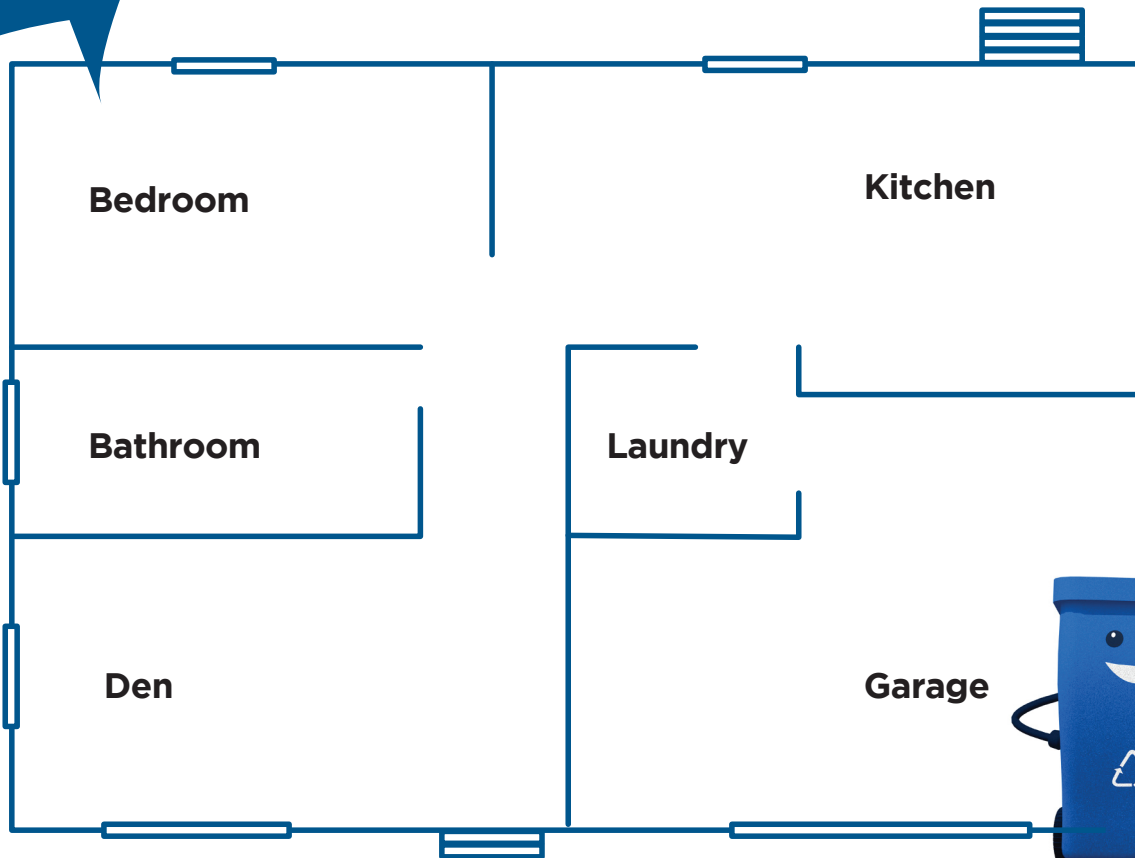

Visit itsallyou.org
to see how your
recycling adds up!



**IT'S
ALL YOU
RECYCLE**



WHERE IS IT? WHERE DOES IT GO?



Compost

Donation

Trash

Recycling

